





T Cobra CE 210 ep79 CE00

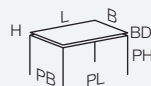
T Cobra CE

 : CE

 : EPOXY


∅ 40x40 mm


HT75/90



100V 159 210 1285

L x B	100x100	150x90	200x100	120x85
H	75,2/90,2	75,2/90,2	75,2/90,2	75,2/90,2
BD (mm)	15+6 mm	15+6 mm	15+6 mm	15+6 mm
PH	70,5/85,5	70,5/85,5	70,5/85,5	70,5/85,5
PB	91,5	81,5	91,5	
PL	91,5	141,5	191,5	

 m ³	0,12/0,12	0,17/0,17	0,21/0,21	0,13/0,13
--	-----------	-----------	-----------	-----------

 kg	49,25/50,75	55,45/56,95	67,05/68,55	39,9/41,20
--	-------------	-------------	-------------	------------